

# ANNUAL REPORT

## Program Information

In 2016, over 756 children and families were served, including 379 in Early Head Start and 359 in Head Start.

### - ELIGIBLE CHILDREN SERVED -



91% IN HEAD START  
92% IN EARLY HEAD START

### - MONTHLY ENROLLMENT -



98% AVERAGE IN HEAD START\*  
80% AVERAGE IN EARLY HEAD START\*

### - DENTAL EXAMS -



90% OF HEAD START CHILDREN  
64% OF EARLY HEAD START CHILDREN

### - MEDICAL EXAMS -



90% OF HEAD START CHILDREN  
64% OF EARLY HEAD START CHILDREN

## Federal Review & Audit

Neighborhood House's most recent federal review was an onsite review conducted from 11/01/2016—11/03/2016 in preschool center-based classrooms using the Pre-K Classroom Assessment Scoring System. This resulted in no areas of non-compliance. Neighborhood House's audit was completed in May 18, 2017 by Jacobson and Jarviis. There were no findings.

\* As a percentage of funded enrollment



## School Readiness

**Our main educational goal is to close the achievement gap and prepare children & families to successfully transition to elementary school. We begin preparing children for kindergarten as soon as they start our program by:**



Measuring progress towards School Readiness Goals in each of the five domain areas to help children become Kindergarten ready.



Analyzing data quarterly to inform teaching practices & assess each child's progress towards their individual learning goals.



Having teacher/parent home visits & meetings throughout the year to discuss progress & ways to support learning at home.



Hosting an annual Data Carousel event so parents, staff & community members can analyze our school readiness data together.



Partnering with local elementary schools to coordinate curriculum, visit classrooms, share data & ease family transition to the new school.

## Parent & Family Engagement

**Parents in our program receive individualized family support services, kindergarten transition support & connections to community resources. We also offer a range of opportunities for parents to engage in their child's learning & education. In 2016 our parents participated in:**

Head Start classroom activities || Early Head Start socializations & events || Policy Council || Neighborhood House Board of Trustees || Parent Center meetings || Parent Trainings || School Readiness Committee || Self Assessment || Family Engagement Committee || Child Development Data Carousel

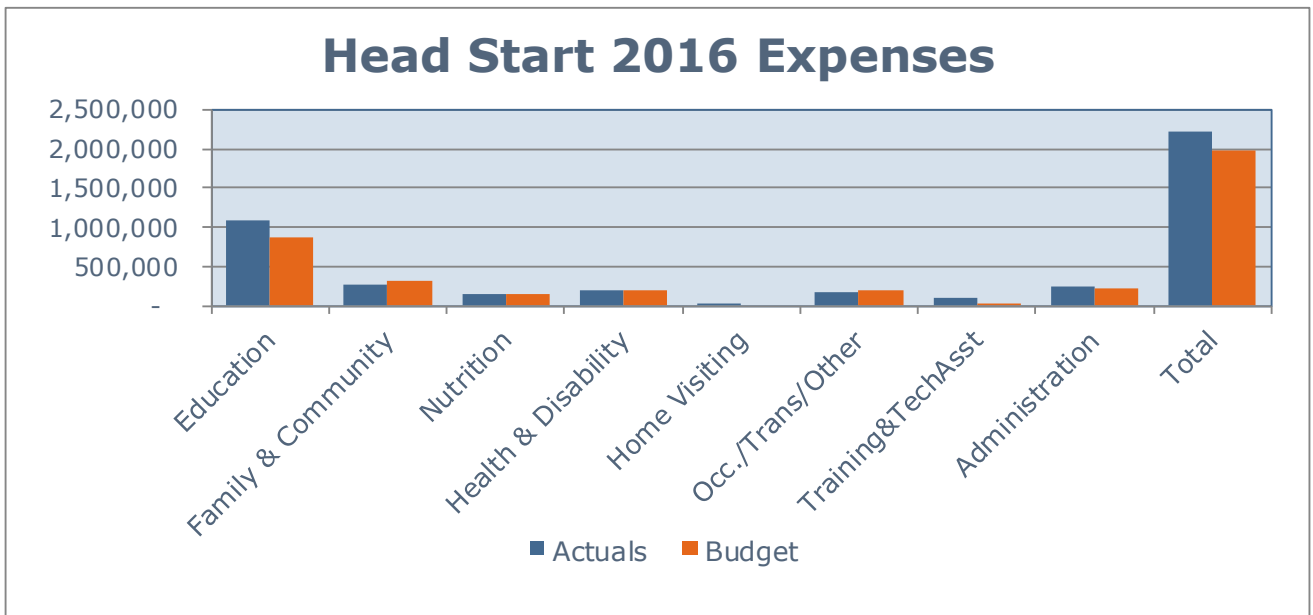


Neighborhood  
House

## Head Start

### 2016 REVENUE

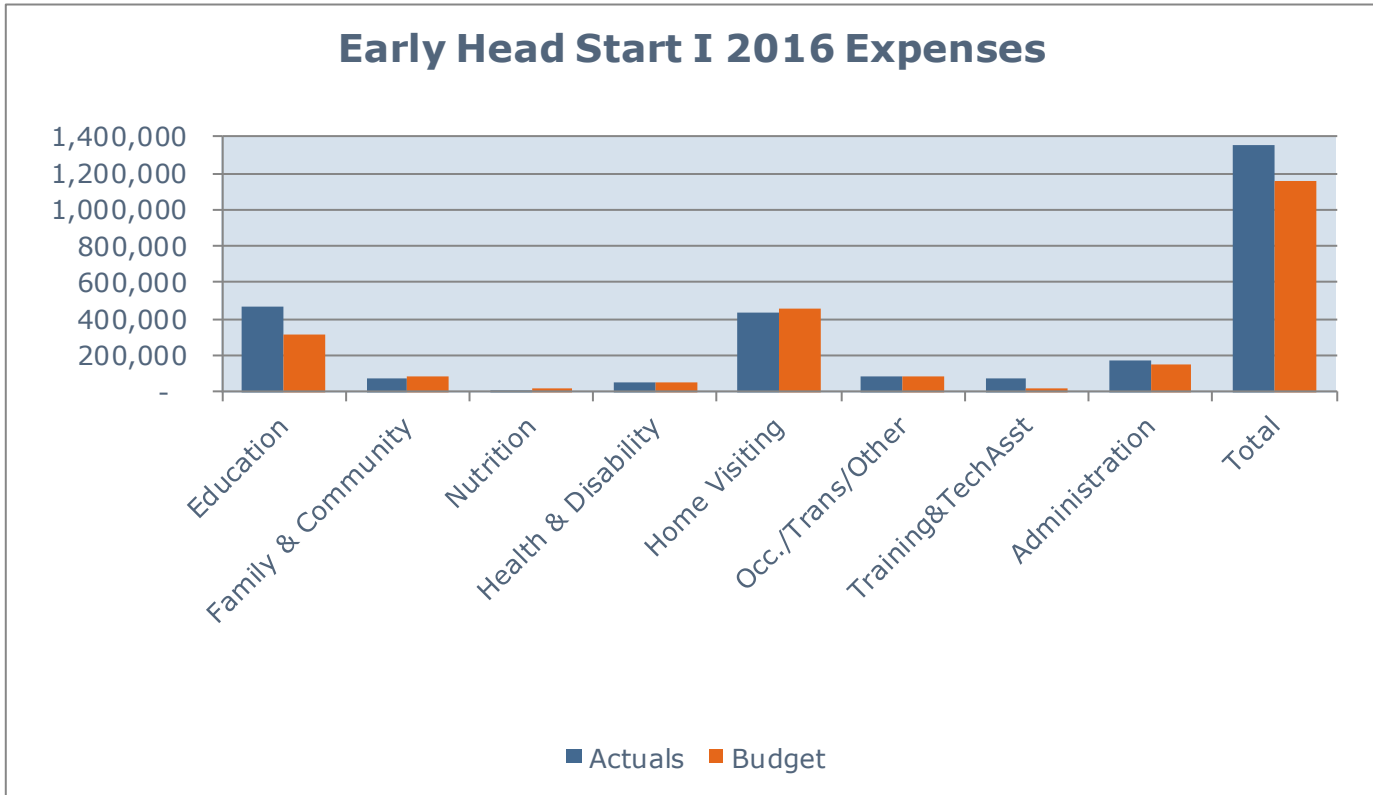
Head Start Federal Grant	\$1,539,107
In-Kind Revenue	\$573,395
USDA	\$92,511
Other Revenue/Contributions	\$7,376
<b>Total</b>	<b>\$2,212,389</b>



## Early Head Start I

### 2016 REVENUE

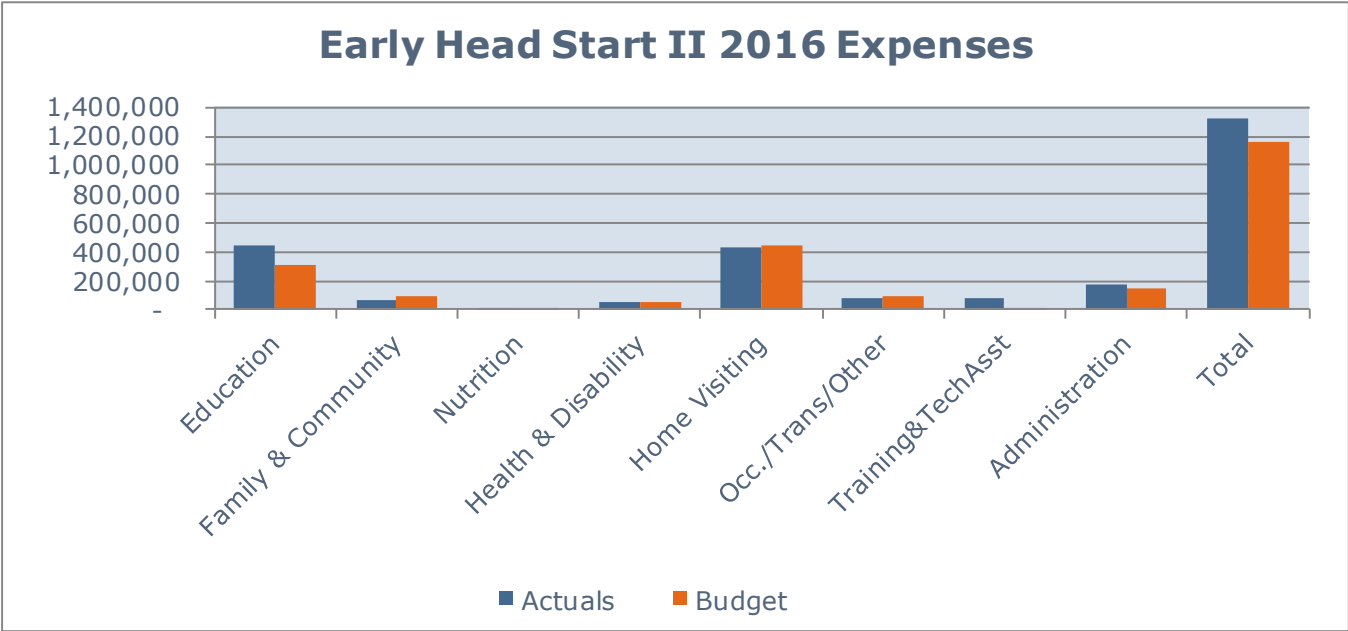
Head Start Federal Grant	\$976,415
In-Kind Revenue	\$361,931
USDA	\$2,217
Other Revenue/Contributions	\$20,352
<b>Total</b>	<b>\$1,360,915</b>



## Early Head Start II

### 2016 REVENUE

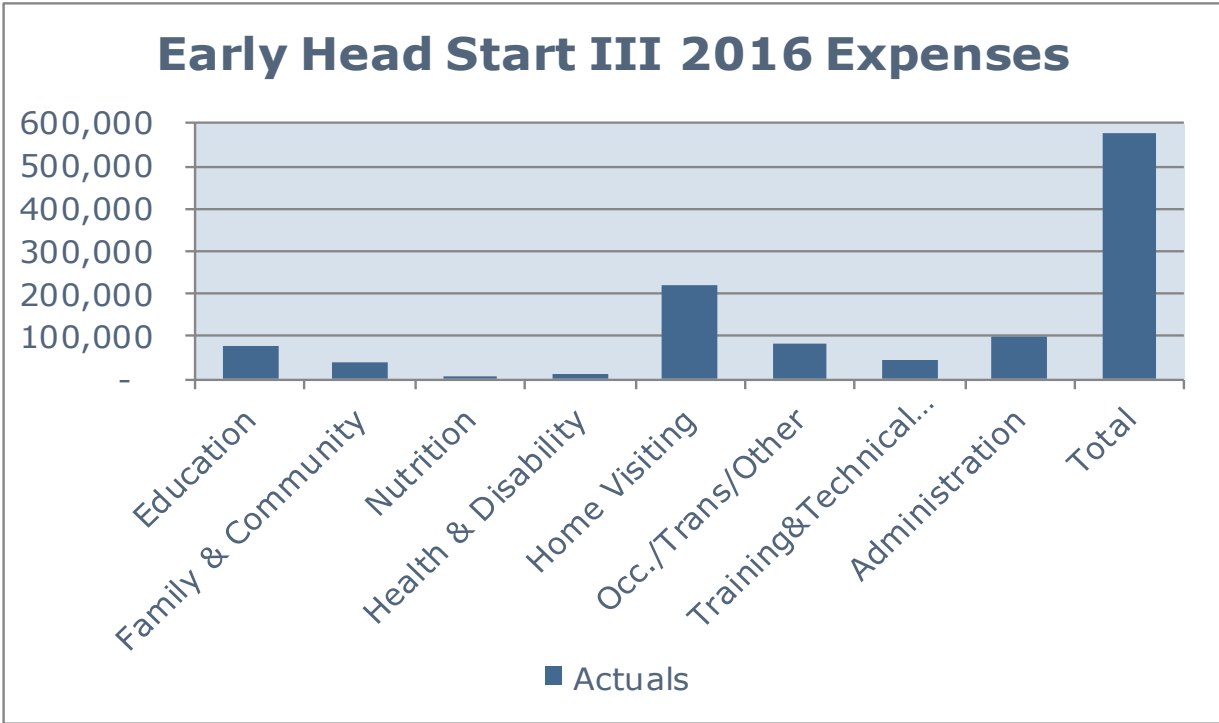
Head Start Federal Grant	\$985,018
In-Kind Revenue	\$339,209
USDA	\$2,795
Other Revenue/Contributions	\$2,911
<b>Total</b>	<b>\$1,329,933</b>



## Early Head Start III

### 2016 REVENUE

Head Start Federal Grant	\$985,018
In-Kind Revenue	\$339,209
USDA	\$2,795
Other Revenue/Contributions	\$2,911
<b>Total</b>	<b>\$1,329,933</b>



Funding was received for this grant after the budgeting process so there are no budgeted expenses for 2016.

